

# 7

## Review

### Saying long "a" Sounds

Name
Date

- Draw a line from  to  while saying "\_ane" aloud.
- Draw a line from  to  while saying "\_ay" aloud.
- Draw a line from  to  while saying "\_ain" aloud.

The maze contains the following words and their corresponding illustrations:

- cane**: Shepherd with staff
- hay**: Haystack
- rain**: Rain clouds
- pain**: Child holding their head
- mane**: Lion's head
- bay**: Beach
- brain**: Human brain
- lane**: Road
- day**: Calendar
- plane**: Jet airplane
- play**: Child playing with blocks
- train**: Bullet train

# Writing “\_ane,” “\_ay” and “\_ain” Words

■ Say the words aloud. Then write the letters.

cane



c	a	n	e
---	---	---	---

mane



m	a	n	e
---	---	---	---

lane



l	a	n	e
---	---	---	---

plane



p	l	a	n	e
---	---	---	---	---

hay



h	a	y
---	---	---

bay



b	a	y
---	---	---

day



d	a	y
---	---	---

play



p	l	a	y
---	---	---	---

rain



r	a	i	n
---	---	---	---

pain



p	a	i	n
---	---	---	---

brain



b	r	a	i	n
---	---	---	---	---

train



t	r	a	i	n
---	---	---	---	---

Writing “\_ane,” “\_ay” and “\_ain” Words







# Review

## Saying “\_ay” Words

Name
Date

### To parents

Once your child reaches “play,” help him or her find “hay” in order to begin the sequence again. Make sure your child draws only vertical or horizontal lines to connect the words.

- Draw a line from the arrow (→) to the star (★), connecting  to  to  to  while you say the words.

rain 	train 	lane 	mane 	hay 
mane 	plane 	play 	day 	bay 
pain 	bay 	hay 	brain 	lane 
brain 	day 	train 	pain 	cane 
lane 	play 	hay 	bay 	rain 
pain 	cane 	mane 	day 	play 

Saying “\_ay” Words

# Writing “\_ane,” “\_ay” and “\_ain” Words

■ Say the words aloud. Then write the letters.

pain



p	a	i	n

play



p	l	a	y

hay



h	a	y

plane



p	l	a	n	e

train




t	r	a	i	n

lane



l	a	n	e

mane



m	a	n	e

day



d	a	y

brain



b	r	a	i	n

cane



c	a	n	e

bay



b	a	y

rain



r	a	i	n

Writing “\_ane,” “\_ay” and “\_ain” Words